

2025

SLX 280 OUTBOARD



Sea Ray 

HEAD-TURNING ELEGANCE

The stylish SLX® 280 Outboard showcases a modern, athletic design along with powerful propulsion and innovative amenities that deliver a superior boating experience. With more room, improved seating and seamless storage, the SLX 280 Outboard is luxuriously outfitted for any adventure with friends and family. The U-shaped bow creates a spot for socializing, the optional next-generation Power Tower provides sun coverage, and the expanded cockpit features plush, inviting comforts. Everything aboard the SLX 280 Outboard is optimized for space and function, so you can focus on fun.





2025 SLX 280 OUTBOARD

Sea Ray

STANDARD SPECIFICATIONS



STANDARD PROPULSION

Twin Mercury® 250 Verado® V8 Outboards with Joystick Piloting & DTS (T-250 hp / 186 kW) – black



CRUISING SPEED

29–31 mph / 47–50 kph



WIDE OPEN THROTTLE (WOT)

50–52 mph / 80–84 kph



FUEL CAPACITY

135 gal / 511 L



RANGE

180 mi / 290 km (cruising speed)
148 mi / 238 km (WOT)



LENGTH OVERALL

31'5" / 9.58 m with outboards
32'10" / 10.01 m with outboards & anchor



BEAM

9'0" / 2.74 m



BRIDGE CLEARANCE

5'5" / 1.65 m without tower
8'6" / 2.59 m with tower (optional)



DRAFT

35" / 89 cm (outboards down)
22" / 56 cm (outboards up)



DRY WEIGHT

8,053 lb / 3,653 kg



WATER READY WEIGHT

10,337 lb / 4,689 kg (fully optioned)



DEADRISE

21°



WATER CAPACITY

20 gal / 76 L (requires Water System Bundle)



HOLDING TANK

10 gal / 38 L (requires Water System Bundle)



YACHT CERTIFIED



- 1) Speed determined by GPS. Fuel consumption based on total usage by engines. MPG computed from MPH and GPH. Range based on 90% of total fuel capacity.
- 2) The performance data shown is valid only for the specific boat tested and the conditions that existed when the test was performed. Many factors may affect performance, including but not limited to, installation of certain options; vessel loading and trim; weather and sea conditions; and engine, propeller, and hull bottom conditions. Sea Ray makes no performance guarantees.

AT A GLANCE

A POWER TOWER
The optional next-generation Power Tower with an extendable sunshade delivers sun coverage with style.

B EXPANDED COCKPIT
Designed for luxury, the cockpit showcases deep seats, plenty of room and seamless storage areas.

C THOUGHTFUL UPGRADES
The cockpit can be enhanced with upgrades including a drawer-style refrigerator and an end table with an inductive charging station.

D PORT-SIDE COMPARTMENT
The port-side compartment features a lockable door. It can be used for storage or upgraded to a head for uninterrupted cruising.

E COMFORTABLE BOW
The U-shaped bow offers lounge-style seating with foldable armrests. A teak table and filler cushion can be added with the Comfort Bundle.

F BOW ENHANCEMENTS
With the Anchor Bundle, the bow can be upgraded to add a stainless steel anchor, windlass, rope and chain.



AT A GLANCE

A CAPTAINING MADE EASY
The helm is equipped with a standard dual Digital Dash with 9" Simrad® NSX® touchscreen displays, Mercury® SmartCraft® Connect and more.

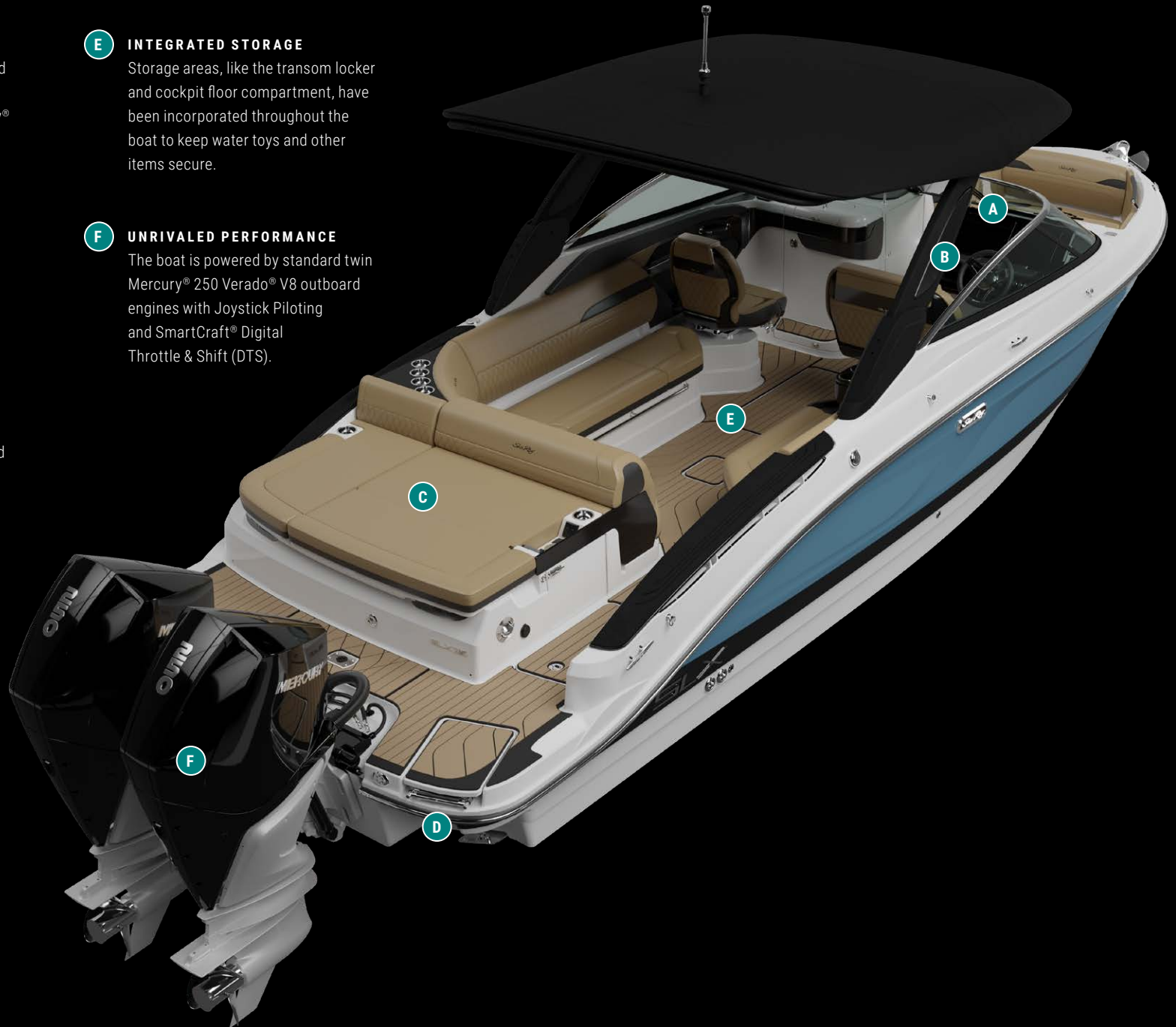
B FUSION® AUDIO
Experience the best in marine audio entertainment with the Fusion® stereo system, or upgrade to the Fusion® Premier audio system with the Entertainment Bundle.


C TRANSOM SUNPAD
Relax at the water's edge on the broad sunpad featuring an integrated cooler conveniently located underneath the cushion.

D AQUATIC ACCESS
The water is easily accessible from the swim platform with a stainless steel four-step ladder.

E INTEGRATED STORAGE
Storage areas, like the transom locker and cockpit floor compartment, have been incorporated throughout the boat to keep water toys and other items secure.

F UNRIVALED PERFORMANCE
The boat is powered by standard twin Mercury® 250 Verado® V8 outboard engines with Joystick Piloting and SmartCraft® Digital Throttle & Shift (DTS).





2025 SLX 280 OUTBOARD

Sea Ray®



2025 SLX 280 OUTBOARD

Sea Ray®

COLORS & MATERIALS

EXTERIOR COLOR SCHEMES



Arctic White (standard)



Onyx Black



Horizon




Sea Ray Blue



Quantum Blue



Kingfisher Teal



Neo Mint Green



Rally Red



FULL HULL



HULL SIDE

Hull bottom available in Arctic White or Onyx Black only



ACCENT STRIPE

Available with full hull color scheme only



THREE ZONE HULL

VINYL UPHOLSTERY COLORS



Ivory (standard)

White base with brown accents



Dune

Tan base with brown accents



Stone


Light gray base with gray accents

CANVAS



Sunbrella® Black

BOW & COCKPIT FLOORING



Non-skid fiberglass (standard)



SeaDek® – Brown



SeaDek® – Gray




Infinity woven vinyl – Brown



Infinity woven vinyl – Gray

SWIM PLATFORM FLOORING



Non-skid fiberglass (standard)



SeaDek® – Brown



SeaDek® – Gray

STANDARD FEATURES

BOW & COCKPIT

- Cup holders, stainless steel (14)
- Floor liner, fiberglass
- Lighting, LED (courtesy)
- Outlets, 12V accessory (helm & transom) – 2
- Outlets, USB-A & USB-C dual port (7)
- Self-bailing cockpit

DOORS

- Bow walkthrough with hinged windshield door & fiberglass block-off door
- Hatch for bilge access, gas-assisted
- Transom door, fiberglass

SEATING

- Bow seating, U-shaped with foldable armrests & hinged cushions
- Cockpit social area
 - Aft L-shaped bench seating
 - Opposing starboard bench seating
- Helm bucket seat, two-person with swivel, slider & flip-up bolster
- Port companion bucket seat with swivel, slider & flip-up bolster
- Sunpad

STORAGE

- Bow storage, gas-assisted (in floor & under seating)
- Cockpit storage (under seating)
- Cooler storage (cockpit)
- Side panel tubs (cockpit)
- Ski & wakeboard storage, gas-assisted (cockpit floor)

HULL & DECK

- Cleats, stainless steel through-bolted (8") – 6
- Deck fill plates, stainless steel
- Drain plug
- Entry access (port & starboard)
- Eyes, stainless steel (bow & stern)
- Handrails, stainless steel (cockpit)
- Handrails, Chil Cool Technology vinyl-wrapped stainless steel (bow & cockpit)
- Horn, built-in
- Light, removable (stern)
- Lights, navigation (stainless steel) – integrated into deck
- Rub rail, PVC with stainless steel insert
- Stringer system, fiberglass
- Swim platform, integral with deck-mounted stainless steel four-step swim ladder & grab handle
- Thru-hull fittings, stainless steel
- Windshield, tempered tinted curved glass with stainless steel header

STORAGE

- Anchor storage
- Glove box, lockable (port console door)
- Integrated cooler or storage, fiberglass with drain (under sunpad)
- Storage (transom walkway floor)
- Storage with lockable door (under port console)
- Transom storage for gear & inflatables with gas-assisted fiberglass lid (under sunpad)

TECHNICAL

ELECTRICAL

- Battery charger, 12V onboard (triple bank)
- Battery switches
- Electrical system, 120V 60Hz
- Fuse block

FUSION® AUDIO SYSTEM

- AM/FM stereo (helm)
 - Bluetooth™
 - Digital Signal Processing (DSP)
 - Wi-Fi audio streaming with Apple AirPlay® 2
 - XS Series speakers (6.5") – 2 pairs

HELM

- Digital Dash, dual (9")
 - Active Trim control & monitoring
 - Chartplotter with preloaded charts (North America only)
 - CZone® digital switching
 - Mercury Marine® SmartCraft® Connect
 - Simrad® NSX® 9" touchscreen displays (2)
 - Transducer with depth, water temperature & fishfinder
- Mercury Marine® Joystick Piloting for Outboards
- Mercury Marine® SmartCraft® Digital Throttle & Shift (DTS)
 - Active Trim speed-based automatic engine trim system with integrated GPS
 - Engine start / stop
- Parallel start system with battery parallel
- Steering, power-assisted with tilt wheel
- Switch panel with illuminated weatherproof chrome switches
- Tilt & trim, power

MECHANICAL

BILGE

- Bilge lighting, 12V
- Bilge pump, 1200 GPH 12V automatic (aft)
- Bilge storage, finished (aft)
- Vents, integral

FUEL SYSTEM

- Evaporative emissions fuel system
- Fuel lines, USCG compliant
- Fuel tank with anti-siphon valve & electric sending unit

UNDERWATER GEAR

- Propellers, stainless steel
- Trim tabs, electric with indicator

OPTIONS & ACCESSORIES

PROPULSION

- Twin Mercury® 250 Verado® V8 Outboards with Joystick Piloting & DTS (T-250 hp / 186 kW) – white

BOW & COCKPIT

- Boarding ladder, stainless steel concealable four-step with hatch (bow) – not compatible with Anchor Bundle
- End table with inductive charging station, 2 cupholders & storage (starboard cockpit)
- Flooring, Infinity Luxury Woven Vinyl™ (snap-in)
- Flooring, SeaDek® (glue-down)
- Refrigerator, 12V drawer-style (starboard cockpit)
- Side entry step (starboard cockpit)

HULL & DECK

- Air compressor for water toys with dedicated storage
- PTM Watersports Premium ski mirror
- Ski tow pylon, removable
- Windshield wiper (starboard)

TOPS & CANVAS

- Bimini top & boot with stainless steel ball & socket
- Mooring cover – black
- Power Tower, electric with canvas top & extended sunshade
- Storage cover for Power Tower – black (only available with Power Tower option)

- Sunshade, manual with poles (bow seating)
- Wakeboard racks, three-position swivel

TECHNICAL

ELECTRONICS

- 1st Mate™ Marine Safety & Security System
- Fusion® tower speakers (only available with tower option & Entertainment Bundle)
 - Apollo™ Series monoblock amplifier for subwoofer (2000W)
 - Signature Series can speakers (8.8") – 2

HELM

- Digital Dash, dual (12")
 - Active Trim control & monitoring
 - Chartplotter with preloaded charts (North America only)
 - CZone® digital switching
 - Mercury Marine® SmartCraft® Connect
 - Simrad® NSX® 12" touchscreen displays (2)
 - Transducer with depth, water temperature & fishfinder

MECHANICAL

BILGE

- Storage caddy

UNDERWATER GEAR

- Dynamic Running Surface™ (trim tabs that automatically optimize running attitude & trim, delivering stability & performance)

WASTE SYSTEM

Options require Water System Bundle.

- Gray water system
- Macerator with seacock interlock system
- Pump-out head with sink & holding tank
- VacuFlush® head with sink & holding tank

BUNDLES

ANCHOR BUNDLE

- Anchor, stainless steel
- Windlass with rope & chain

COMFORT BUNDLE

- Filler cushion (bow)
- Table with dedicated storage, teak (bow)
- Table with dedicated storage, teak (cockpit)

ENTERTAINMENT BUNDLE

ELECTRONICS

- Inductive charging stations (2)

FUSION® PREMIER AUDIO SYSTEM UPGRADE

- Apollo™ RA770 AM/FM stereo (helm)
 - Apollo™ Series amplifier, 8-channel (2400W)
 - Bluetooth™
 - Digital Signal Processing (DSP)
 - NRX300 remote unit (transom)
 - Signature Series speakers (7") – 3 pairs
 - Signature Series subwoofer (10")
 - Tweeters – 1 pair
 - Wi-Fi audio streaming with Apple AirPlay® 2

ESSENTIALS BUNDLE

- Cockpit & tonneau covers
- Fender clips, quick connect (6)
- Flagpole with base & U.S. flag
- Swim platform & port console storage flooring, SeaDek® (glue-down)

LIGHTING BUNDLE

- LED RGB-W color-changing & white accent lighting package
 - Lighting for bow & cockpit
 - Lighting for cup holders
 - Underwater thru-hull (3 lights)
- Lights, docking
- Sea Ray badge, illuminated (hull)
- Sea Ray logo light projected onto cockpit floor (only available with Power Tower option)

WATER SYSTEM BUNDLE


- Bow washdown
- Freshwater pressure system with 12V pump & filtration
- Pullout sprayer (transom)

ANCHOR BUNDLE

Ensure your Sea Ray is secured wherever adventure takes you with factory-assembled features that make anchoring easy.



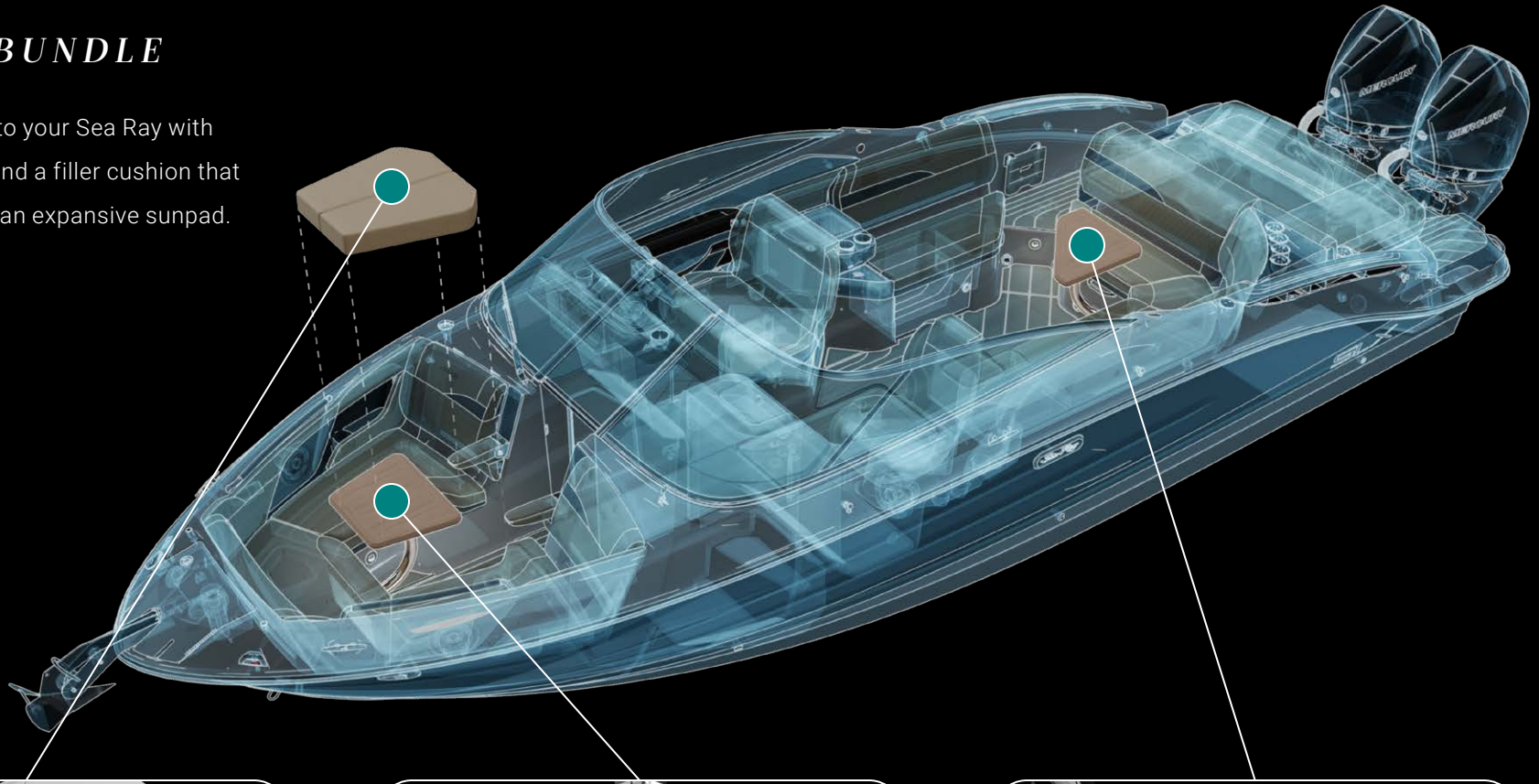
Stainless steel anchor



Windlass with rope and chain

COMFORT BUNDLE

Add a touch of luxury to your Sea Ray with stowable teak tables and a filler cushion that converts the bow into an expansive sunpad.



Bow filler cushion




Teak bow table



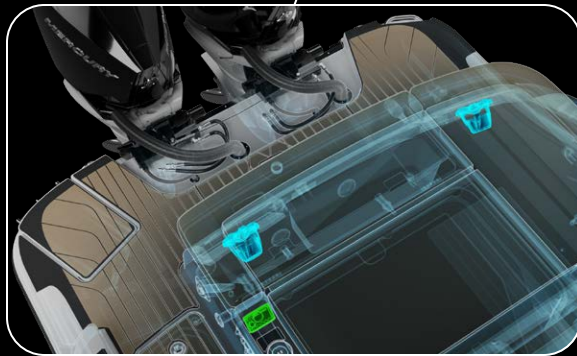
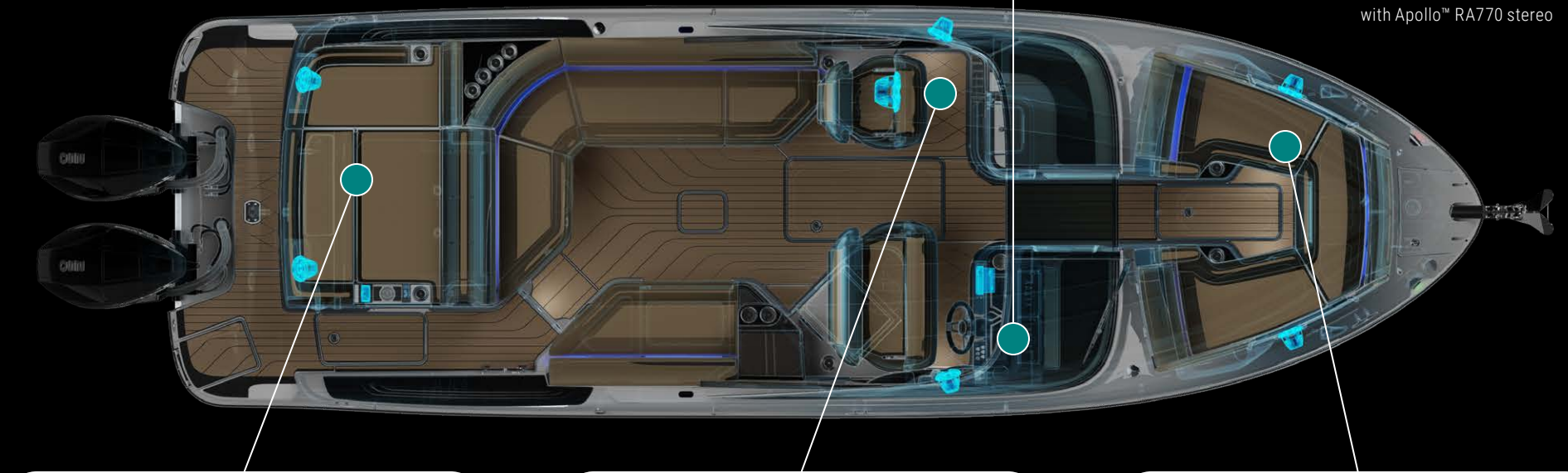
Teak cockpit table

ENTERTAINMENT BUNDLE

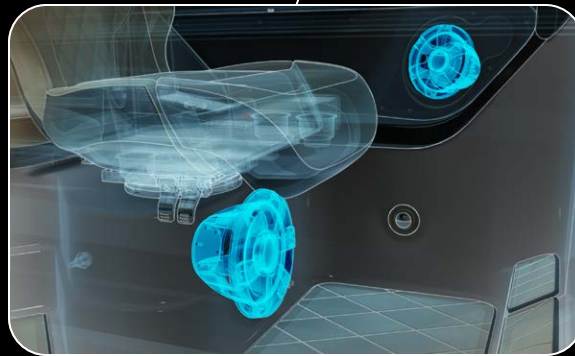
Keep the fun going all day long with inductive charging stations and the next level in marine audio entertainment from Fusion®.




Fusion® Premier Audio system with Apollo™ RA770 stereo



NRX300 remote unit and Signature Series speakers



Signature Series subwoofer and speaker

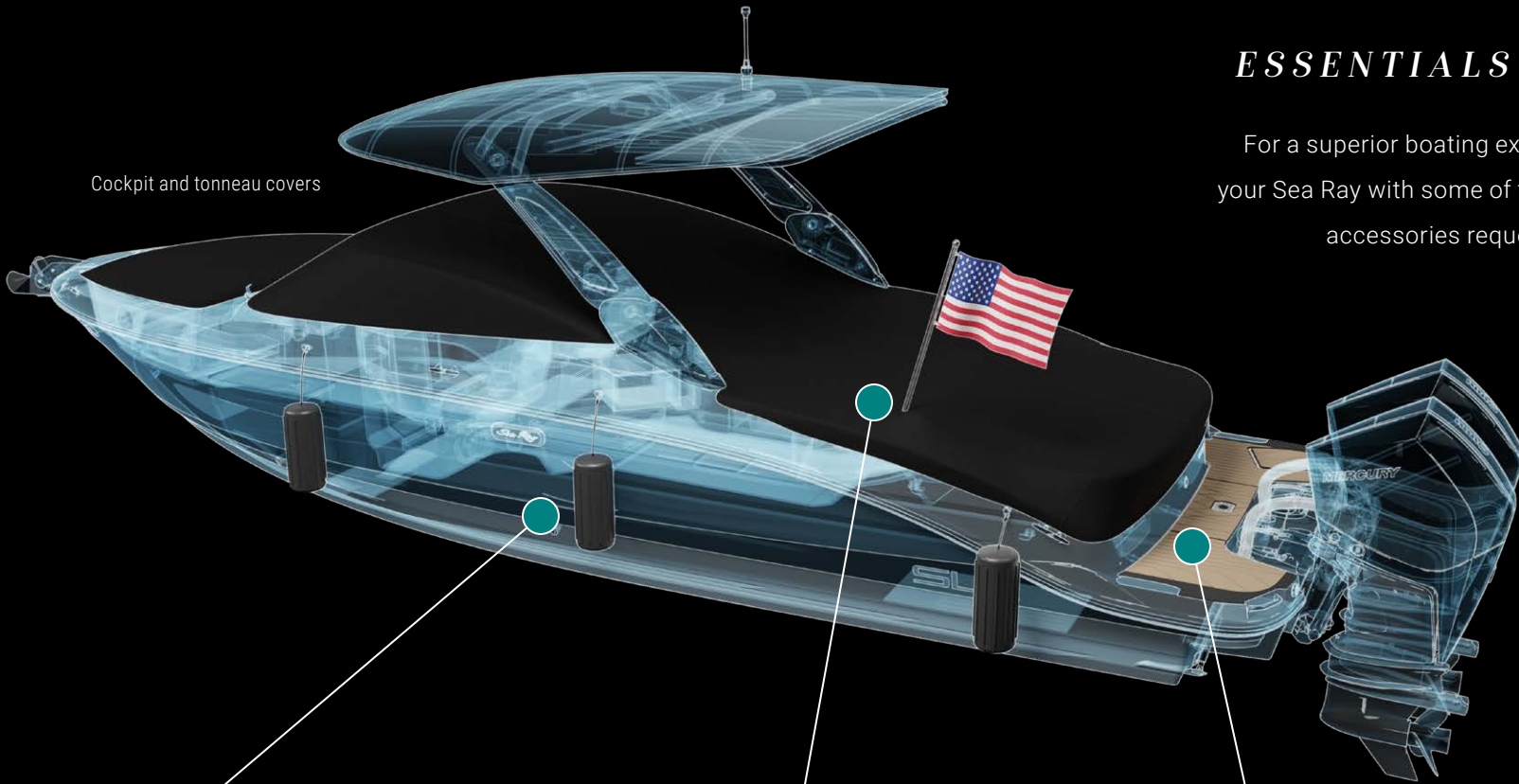


Signature Series bow speaker

ESSENTIALS BUNDLE

For a superior boating experience, elevate your Sea Ray with some of the most popular accessories requested by boaters.

Cockpit and tonneau covers



Quick connect fender clips




Flagpole with base and U.S. flag




SeaDek® swim platform flooring

LIGHTING BUNDLE

Transition from day to night during a sunset cruise or twilight excursion with illuminating features that enhance the ambience.



LED RGB-W color-changing and white accent lighting package



Illuminated Sea Ray badge



Docking lights

WATER SYSTEM BUNDLE


Rinse sand from your Sea Ray and gear while out on the water with a convenient bow washdown and transom sprayer.



Transom pullout sprayer



Bow washdown



LAYOUT



DECK / COCKPIT



AT SEA RAY, WE BELIEVE THAT RICHER MOMENTS ON THE
WATER LEAD TO A RICHER LIFE. THAT'S WHY EVERYTHING
WE DO IS DESIGNED TO MAKE EACH MOMENT EXCEPTIONAL.

09112024

© 2024 Sea Ray Boats | 800 South Gay Street, Suite 1500, Knoxville, TN 37929 | searay.com

Features, options and specifications are subject to change and may vary for different model years. Some accessories may not be available (a) as standard features or upgradeable options, or (b) when a boat is built for regions outside of North America and/or has CE certification. Confirm specifications and availability of features and options with an authorized Sea Ray dealer.

