



**STANDARD PROPULSION**

MerCruiser® 4.5L MPI ECT Alpha One®  
(200 hp / 149 kW)



**FUEL CAPACITY**

29 gal / 110 L



**LENGTH OVERALL**

19'6" / 5.94 m  
with integral swim platform



**BEAM**

8'4" / 2.54 m



**DRAFT**

35" / 89 cm (sterndrive down)  
18" / 46 cm (sterndrive up)



**DRY WEIGHT**

2,739 lb / 1,242 kg



**DEADRISE**

19°




**CAPACITY**

10 people / 1,550 lb / 703 kg  
Maximum: 1,650 lb / 748 kg

**FEATURES**

- Edgier, sporty style with molded hullside accents.
- Mercury VesselView® Mobile – links to your iPhone® or Android™ mobile device via Bluetooth® technology.
- Standard tandem axle painted trailer with single axle disc brakes & swing-away tongue with LED lighting.
- Premium Fusion® audio system with Bluetooth®, Wi-Fi audio streaming with Apple AirPlay® 2 & Digital Signal Processing (DSP).
- True Sea Ray design for optimal performance & handling.
- Optional Entertainment and Essentials bundles available.

**EXTERIOR COLORS**



ARCTIC WHITE



ONYX BLACK



HORIZON




SEA RAY BLUE



QUANTUM BLUE



LAGOON BLUE



NEO MINT GREEN



RALLY RED

## STANDARD FEATURES

### HULL & DECK FEATURES

- Anchor Storage
- Bow & Stern Eyes, Stainless Steel
- Cleats, Thru-Bolted – 6" Stainless Steel (6)
- Deck Fuel Fill Plate, Stainless Steel
- Drain Plug, Brass, Threaded – Garboard
- Gel Coat, Arctic White
- Light, Stern (All Around) – Removable
- Lights, Navigation (Bow)
- Resin, High-Performance Vinylester
- Rub Rail, Black PVC with Vinyl Insert
- Ski Tow Eye, Stainless Steel
- Stringer System, Fiberglass
- Swim Platform, Integral with Stainless Steel, Four-Step Swim Ladder
- Thru-Hull Fittings
- Vent System, Engine Compartment – Integral
- Windshield, Custom Five-Piece with Matte Black Frame, Tempered/Tinted Glass & Walk-Thru

### COCKPIT FEATURES

- Beverage Holders
- Cockpit Vinyl Color – Ivory (White Base Vinyl with Black Accent Vinyl)
- Cooler, 25 Quart with Designated Storage
- Dash, White with Color Matched Visor
- Floor, Finished Fiberglass
- Glove Box, Vinyl Wrapped & Lockable
- Grab Handles, Plastic
- Outlet, 12V Accessory
- Storage, Ski/Wakeboard with Matting & Gas-Assisted Fiberglass Lid
- Sunpad with Port Transom Walk-Thru
- Vinyl, Marine Grade with Mildew & UV Protection

### SEATING

- Bow: Seats with Cushions & Storage Below, Port & Starboard Bolsters & Center Section Facing Aft
- Cockpit: Aft Bench Seat with Sunpad & Insulated Cooler
- Companion Seat: Bench Seat with Stowable Forward Seat Cushion & Removable Aft Bolster

- Helm: Bucket with Swivel and Slider & Flip-Up Bolster

### TECHNICAL FEATURES

#### HELM

- Alarms, Engine – Oil & Water (Audible)
- Horn
- Instrumentation, Custom Sea Ray® Diagnostics
  - Backlighting
  - Gauge, Fuel
  - Gauge, Oil Pressure
  - Lenses, Glass
  - Lighting, Low-Glare
  - Speedometer
  - Tachometer with LCD Hour Meter, Trim Gauge & Water Temperature Gauge
- Mercury VesselView® Mobile
- Shift & Throttle Lever with Trim Switch & Lanyard Stop Switch
- Steering, Power-Assisted Tilt Wheel, Isotta
- Stereo, Fusion® SRX400 12V AM/FM
  - Bluetooth™
  - Digital Signal Processing (DSP)
  - Wi-Fi Audio Streaming with Apple AirPlay® 2
  - XS Series Speakers (6.5") – 2 Pairs
- Switch Panel with Weatherproof Lighted Chrome Toggle Switches
- Tilt & Trim, Power

#### BILGE / ENGINE COMPARTMENT

- Bilge Pump, 1100 GPH 12V Automatic
- Blower, 12V Bilge
- Fire Extinguisher Discharge Port
- Insulated Engine Compartment

#### ELECTRICAL SYSTEMS

- Battery On/Off Switch with Tray
- Fuse Block
- Wiring, Color-Coded with Chafe Protection

#### FUEL SYSTEMS

- Evaporative Emissions Fuel System
- Fuel Lines, USCG – Type A-1
- Fuel Tank with Mechanical Anti-Siphon Valve & Electric Sending Unit

### UNDERWATER GEAR

- Propeller, Aluminum

### TRAILER

- Tandem Axle, 5,000 lb Capacity – Painted
- Bearing Protection
- Brakes, Single Axle Free-Backing Hydraulic Surge Disc
- Lights, Submersible LED
- Safety Chains
- Straps, Transom Tie-Down
- Tongue, Swing Away
- Tongue Jack, Swivel
- Winch Stand, Adjustable with Nylon Strap & Hook

## OPTIONS & ACCESSORIES

### OPTIONAL PROPULSION

- MerCruiser 4.5L MPI ECT\* Alpha One (250 hp / 186 kW)

\* *Non-catalyzed engines available for select international markets. Consult your local dealer for availability.*

### EXTERIOR COLOR

- Gel Coat, Full Hull
- Gel Coat, Hull Bottom – Arctic White or Onyx Black
- Gel Coat, Hull Side
- Hull Graphics – Champagne or Silver

### UPHOLSTERY, INTERIOR, SEATING & FLOORING

- Cockpit Vinyl Color – Dune (Tan Base Vinyl with Black Accent Vinyl)
- Cockpit Vinyl Color – Stone (Gray Base Vinyl with Black Accent Vinyl)
- Flooring Color: Brown or Gray
- Portside Companion Bucket Seat (In Lieu of Standard Bench Seat)
- SeaDek Flooring – Bow & Cockpit
- Snap-In Infinity Woven Vinyl Flooring – Bow & Cockpit

### TOWERS & CANVAS

- Bimini Top & Boot with Stainless Steel Ball & Socket Hardware
- Canvas Color: Black

- Cockpit Cover with Tonneau Cover
- Mooring Cover
- Watersports Tower, Manual with Integrated Bimini Top – Black

### ADDITIONAL OPTIONS

- Battery On/Off Switch, Dual with Second Tray
- C E Option Group
- Depth Finder
- Fire Suppression System (FM200) Automatic
- High Altitude Prop
- Swim Platform with Manual Submersible Swim Step

### TRAILER OPTIONS

- 5,000 lb Trailer Tandem Axle with Single Axle Disc Brakes (Galvanized)
- 5,000 lb Trailer Tandem Axle with Tandem Axle Disc Brakes (Painted)
- 5,000 lb Trailer Tandem Axle with Tandem Axle Disc Brakes (Galvanized)

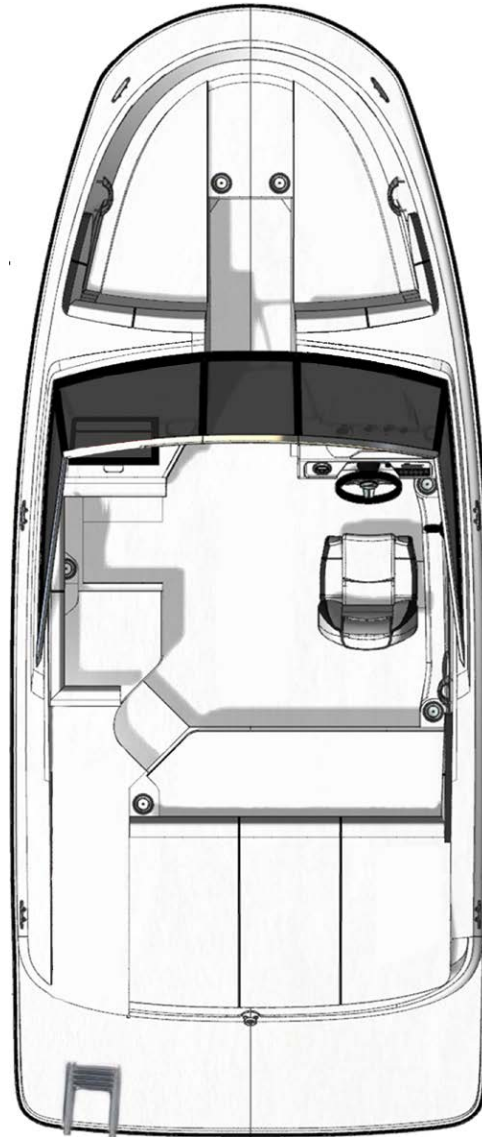
## BUNDLES

### ENTERTAINMENT BUNDLE

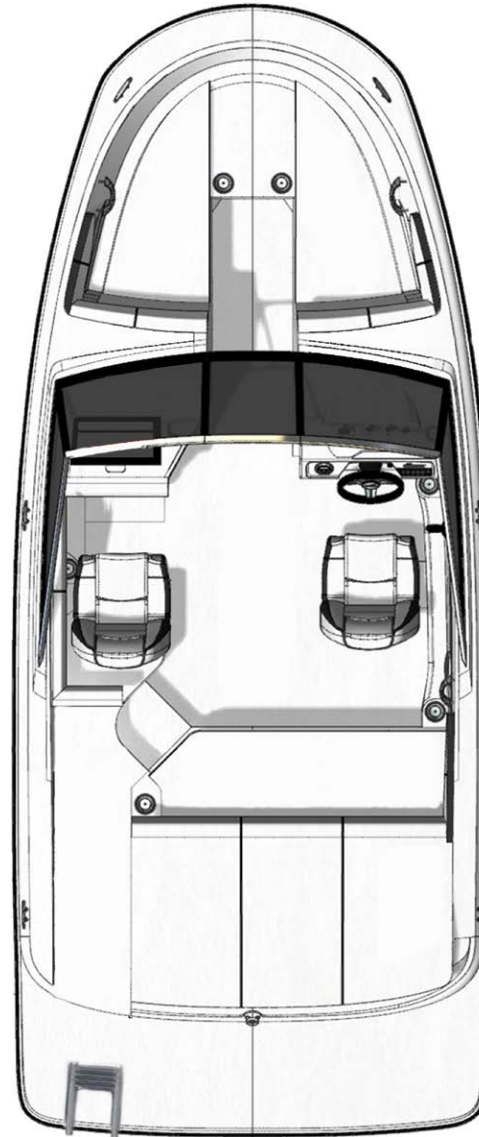
- Audio Upgrade, Fusion® Premier
  - Apollo™ Series Amplifier, 4-Channel (1200W)
  - Signature Series Speakers (6.5") – 2 Pairs
  - Signature Series Subwoofer (10")
- Digital Dash (9") with Mercury® VesselView® Link
  - Active Trim speed-based automatic engine trim system with integrated GPS
  - Chartplotter with Preloaded Charts (North America Only)
  - Simrad® GO9 (9") Touchscreen Display
  - Transducer with Depth, Water Temperature and Fishfinder
- Lighting Package, LED – Blue

### ESSENTIALS BUNDLE

- Bow Filler Cushion
- SeaDek Swim Platform Matting (Glue Down)
- Stainless Steel Component Upgrade (Includes: Rub Rail Insert, Drink Holders, Latches & Grab Handles)
- Upholstery Upgrade



**STANDARD SEATING PLAN**



**OPTIONAL PORT BUCKET SEAT**